


How to Use Quiz Worx Home Delivery



Quiz Worx exists to share Jesus with kids everywhere. Our usual method of doing this is through performing Biblically faithful, creative and fun live puppet shows. However, due to COVID-19, we are unable to do our live shows. Yet we are excited to present the Good News through **Quiz Worx Home Delivery** - *Bringing Clear Bible Teaching to You.*


Each week Quiz Worx releases a new Kids' Talk video which can be used as part of an online church service or family devotion time. Each kids' talk comes with Activity Sheets, Game/Craft ideas, Discussion Questions and 'Digging Deeper' Family Devotions to help you share Jesus with the kids in your church and family. We pray this will be a blessing and encouragement to many kids, families and churches.

FOR CHURCHES:

Here are some suggestions for making the most of the 'Quiz Worx Home Delivery' material as part of an online church service:

1. Pray
2. Ensure the kids and parents in your church have access to the activity sheets and discussion questions. Feel free to offer these directly from your church website, attach them to an email to church families, print them out and deliver/post them, or encourage them to sign up themselves at www.quizworx.com/HomeDelivery
3. Play the Kids' Talk video towards the start of your service, either by including in your live or pre-recorded service, or by sending families a link to watch on YouTube.
4. During the sermon/teaching time for the adults, parents can encourage kids to work on the activity sheets, and possibly craft (if they can work on this unsupervised).
5. After the sermon parents can lead a short discussion using the discussion questions provided. Then families can play the suggested games together in their household or with other families online (e.g. via Zoom) and get hands-on with the craft activity.
6. During the week, families can use the 'Digging Deeper' Family Devotions together to explore God's Word further at a time that suits them.
7. See more about permissions for churches here:
<http://www.quizworx.com/qwhd-permissions/>

How to Use Quiz Worx Home Delivery




FOR FAMILIES:

Here are some suggestions for making the most of the 'Quiz Worx Home Delivery' material as a family:

1. Print off the Activity sheets, Game/Craft ideas and Discussion Questions & Family Bible Devotions ahead of time.
2. Pray together.
3. Play the Kids' Talk video – you can stream/download it directly from this google drive or watch it on YouTube link that is e-mailed to you each week.
4. **CHOOSE YOUR OWN ADVENTURE:** after watching the kids' talk, feel free to continue with any of the additional elements, in an order that works for you and your family.
5. Kids will enjoy the Activity Sheets which include colouring in, mazes, find-a-words and other fun activities. There is one provided for kids ages 2-4, 4-8 and for kids ages 9-12.
6. Parents can use the provided discussion questions to lead a short discussion any time after watching the kids' talk.
7. Playing games together or with other families online (e.g. via Zoom) and getting hands-on with the craft activity can help to reinforce the message of the talk (and should be a lot of fun too).
8. Families may choose to move right into the 'Digging Deeper' Family Devotions during this time or choose other times later in the week to explore God's Word further together (try and find a regular time that works with your family).
9. See more about permissions for families and individuals here:
<http://www.quizworx.com/qwhd-permissions/>

Friendship with God



An Overview of the Bible

In this 3-part series, Quiz Worx Home Delivery will be taking you on a journey through God's special book, the Bible. The Bible is God's precious word to us which is all about Jesus and the good and wondrous things that he brings.

The Bible is a book that you can spend days, weeks, months, years, your whole life reading, as you discover more and more about Jesus. We are only giving an overview in our 3-part series, but our hope and prayer is that this series will inspire, encourage and equip you and your children to want to read the Bible more and more for yourselves. And our hope is that you will grow in your love and knowledge of our Lord and Saviour, Jesus, as you marvel at his great love which has made a way for people to be friends with God forever.

The three Kids' Talk videos in this series will take us through the whole Bible from Genesis where the friendship between people and God was broken, through the Gospels where the friendship between people and God is restored, through to Revelation and the promise of a perfected friendship between people and God when Jesus returns. Each video will have accompanying discussion questions for you to work through with your children.

We have also provided some further 'Digging Deeper' Family Devotions. These will help you and your family discover more about Jesus and the good and wondrous things he brings.

We have worked hard to make this 3-part overview of the Bible engaging and appealing to both Christians and non-Christians. Therefore, we hope and pray that you can use these Kids' Talk videos to introduce your family and friends to God's Word so they can get to know Jesus for themselves, and discover the good and wondrous things he brings.

Friendship with God

An Overview of the Bible

Perfected Friendships

Discussion Questions after 'Perfected Friendships' Kid's Talk Video


In the final Kids' Talk video in our 'Friendship with God' series, Jordan tells us what the Bible says awaits everyone who trusts in Jesus. And Rosie shares her bigger and better story ending!

1. What was the 'bigger and better' ending to Rosie's story?
2. Jordan shares the 'bigger and better' part of God's promise to everyone who trusts Jesus. What is it?
3. Jesus wants all people to hear about him, trust him and enjoy life forever with him in a perfect world. Who can you share this Good News with?

Pray

Thank God for his promise of a perfected friendship and eternal life for everyone who trusts Jesus.

Pray for people you know that need to hear about Jesus. Then invite them to watch the whole 'Friendship with God' series again with you!



Digging Deeper

Family Devotions



How to use 'Digging Deeper' for the 'Friendship with God (an overview of the Bible)' series.

To help you through our 'Friendship with God' series, each week we will provide three devotions. We encourage you to read these passages with those in your household at a time that suits, and use the questions to guide you as you talk about and reflect on how followers of Jesus are to live God's way.

We looked at several different Bible translations when creating these questions. Feel free to use any version as you work through them as a family.

Memory Verse Challenge

The Memory Verse for our 'Friendship with God (an overview of the Bible)' series is from Luke 24:46-47. We've created a fun music video to help you learn these words of Jesus! You can find the memory verse video in the 'Friendship with God (an overview of the Bible)' folder on the Google Drive or you can watch it at: <https://youtu.be/V3YJKAuLFs>

Devotion 1 – Read 1 Peter 1:3-5 (Certain Hope)

This passage speaks of the certain hope believers have because Jesus rose from the dead. Not only are our sins forgiven and our friendship with God restored, but God has something even more wonderful in store for us...


1. What has God already done for those who trust Jesus? What is our certain hope based on?
2. Peter tells us that God has something wonderful stored up in heaven for his people. What do you think that could be? Some clues can be found in 1 Corinthians 2:9, Revelation 21:4, 10-11, 21-23 22:1-5, Hebrews 11:16.
3. When you read about the amazing things that God has done and will do for his people, how does it make you feel?

Pray

Thank God for the certain hope we have because of Jesus.

Pray for those in your life who don't yet trust Jesus. Ask God for opportunities to tell them about how they can have their friendship with God restored and one day live with God forever in a perfect world.

Digging Deeper



Family Devotions

Devotion 2 – Read John 14: 1-4 (Living forever with Jesus)

The Bible doesn't just tell us that we can have our friendship with God restored. It also speaks of our new life- eternal life- with him, where we will enjoy a perfected friendship forever. This is only possible through faith in Jesus.

1. After Jesus died on the cross and rose again, he went back to be with his Father. What is Jesus doing now? What does Jesus promise?
2. What do you think it will be like to live with God forever?
3. What does Jesus say is the way for people to live with God? Check out vs. 1 and John 14:6. Is there anyone you could share this great news with?

Pray

Thank God that Jesus is preparing a forever home for us with him.

Thank God that he has shown us the way to him through trusting Jesus.

Devotion 3 – Read Zephaniah 3:16-20 (A Perfected Friendship with God)

We have seen that God has something wonderful in store for everyone who trusts Jesus. It's going to be amazing and we can be certain that God will keep his promise to us. This passage shows us that God has always promised to be with his people, to save them and to bless them...

1. From this passage, write a list of all that God has done and promised to do for his people.
2. What does this tell you about what God is like? How does this make you feel?
3. There are many wonderful ways that we can respond to God for all he has done for his people. Can you see any in the passage? Can you think of others yourself?

Pray

Spend time praising God for who he is and what he's done.

Thank God that he is the God who saves and blesses his people.

Colour in:



**Jesus
is alive!**



Colour in:





**Jesus
is alive!**



Colour in every shape marked with an X:

Anyone who



will live with him



Find the 10 differences between these pictures:



Unscramble the words:

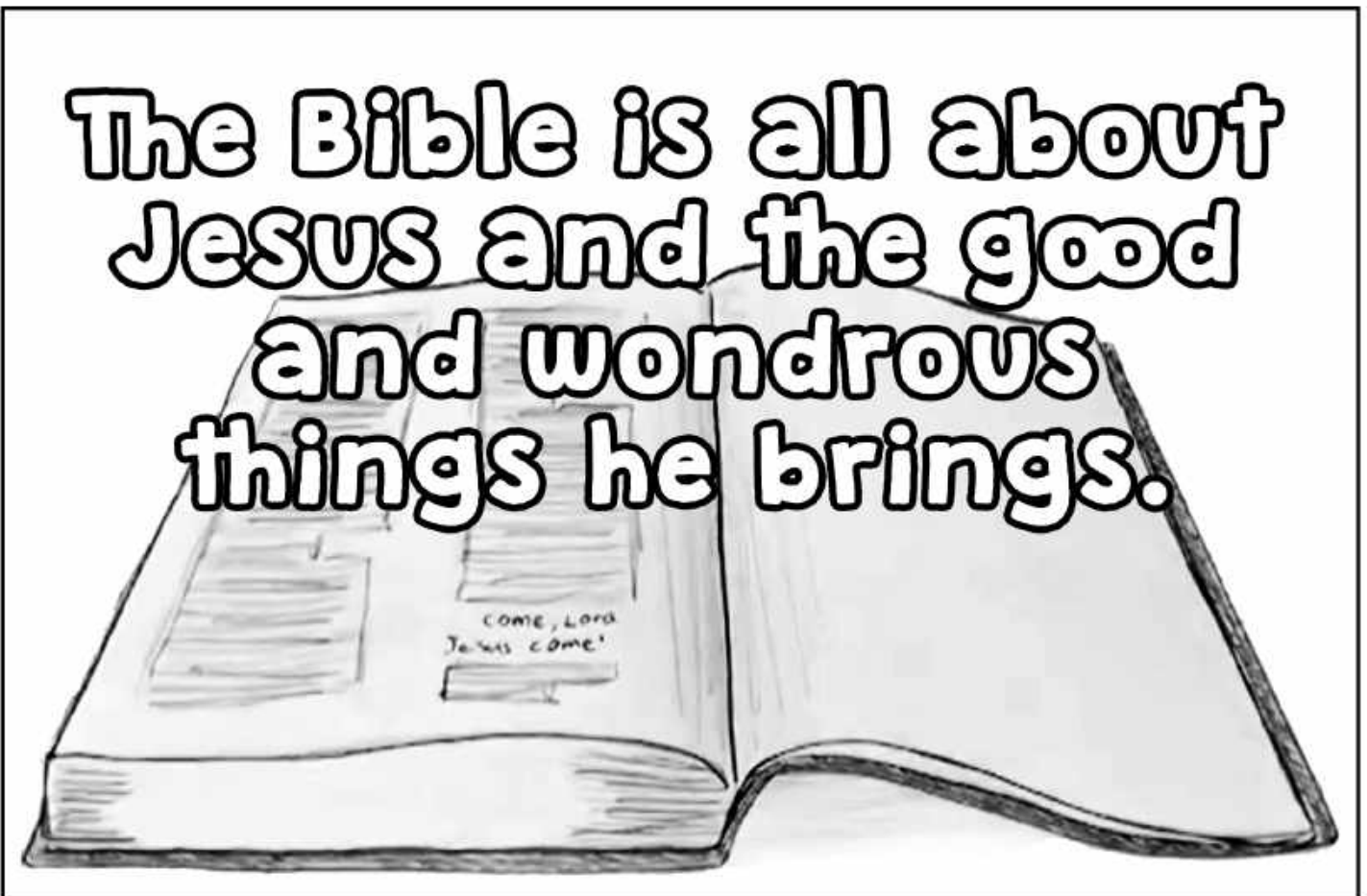
God _____ all _____ to hear about
 (stawn) (ppeople)

_____, so they can _____
 (Jusse) (strut) (seusJ)

and enjoy life _____ with him.
 (evforer)





Who can you tell about Jesus?

Colour in:



We have just finished a three-part overview of the Bible.

Draw four pictures you could use to help explain what the Bible is about:



Friendship with God

An Overview of the Bible

Perfected Friendships

Craft & Game Ideas

Craft Ideas

1. Ticket Designer

In this week's video, we learnt that anyone who puts their trust in Jesus will get to live with Jesus forever! How AMAZING is that? It will be better than we could EVER imagine. To help us think through that, your mission is to create a ticket to the place you want to visit most in this world: Disneyland? The middle of the ocean? The Moon? A Chocolate Factory? It can be anywhere you like. As you make this ticket, you can think about how this place might be really cool, but being with Jesus forever will be SO SO SO much better.



You will need:

- The ticket template on the following page OR you can make your own ticket layout
- Pen or pencil
- Any decoration materials (coloured pencils, ribbon, stickers, coloured paper etc.)

Instructions:

1. Print the ticket template (available below) and cut it out. Otherwise, feel free to create your own ticket layout.
2. Decide on the AWESOME place the ticket is for.
3. Fill in the information spaces.
4. Decorate the rest of the ticket.

Write one place you have always wanted to go too?

<hr/>		
<hr/>		
<p>This place is the best because...</p>		
<hr/>		
<p>DATE:</p> <hr/>	<p>TIME:</p> <hr/>	<p>PLACE:</p> <hr/>
<p>But being with Jesus will be so much better!</p>		

Friendship with God

An Overview of the Bible

Perfected Friendships

Craft & Game Ideas

Craft Ideas

2. Friendship Pancake Stack

In this week's Kids' Talk video, Posie made a Giant Pancake stack - 200 pancakes high to give to her friends!! Now you can make your own pancake stack and share it with your friends or family.

***Recipe from <https://www.momontimeout.com/best-fluffy-buttermilk-pancakes/> - check out if want a more in-depth understanding of the recipe.*

Makes roughly 9

Ingredients:

- Plain flour - 2 cups
- Baking powder - 2 teaspoons
- Salt - ½ teaspoon
- Sugar - 2 tablespoons
- Buttermilk - 2 cups
- 2 large eggs
- Vanilla extract (optional) - 1 teaspoon
- A dash of cooking spray, oil, or butter to fry with.
- Toppings (chopped fruit, chocolate, yogurt, honey etc).

Instructions:

Preparation

1. Invite some friends or family members over later in the day to share the pancake stack with.
2. Sieve the flour into a large bowl.
3. Whisk the other dry ingredients together in the bowl (baking powder, baking soda, salt, sugar).
4. Lightly beat the eggs in a separate small bowl.
5. Add the eggs, vanilla extract, and buttermilk to the dry ingredients. Whisk until just combined, a few lumps are totally fine.
6. Let this sit for roughly 10 minutes. During this time you can start preparing your toppings, begin the cleaning process, and try not to eat all the batter as you wait.
7. Heat a pan to medium-high heat and add a dash of cooking spray, oil or butter.



Friendship with God

An Overview of the Bible

Perfected Friendships

Craft & Game Ideas

Craft Ideas

Cooking the Pancakes

8. To cook each pancake, add $\frac{1}{3}$ cup of the batter into the pan.
9. Flip the pancakes over when small bubbles appear and continue cooking until the other side is golden brown.
10. Repeat for all batter, keeping the already cooked pancakes covered by a cloth to keep them warm.



Presentation

11. Create the pancake stack
12. Add toppings
13. Share with a friend.



Friendship with God

An Overview of the Bible



Perfected Friendships

Craft & Game Ideas

Game Ideas

1. Good Old Pictionary

In Pictionary we try to draw pictures to help our team guess the right answer. As we start drawing, they do not know what it's meant to be. As they see more of the picture, the answer becomes clear! In this week's Kids' Talk video, we saw that Jesus, who had JUST risen from the dead, was with his friend's but they did not know it was him at first. He had to tell them and show them that it really was him. That he was alive. So let's play Pictionary to help us think about that.

You will need:

- Multiple pieces of paper OR a white board
- Pens/pencils
- A timer

Instructions:

Set up

1. Come up with a long list of possible things to draw (animals, places, objects etc).
2. Split up into teams. At least two players per team.

Game

3. Team 1, choose one member to draw as the rest try to guess.
4. Drawing member randomly choose a word to draw from the list.
5. Put the timer on for one minute. Drawer draws whilst the other members in the team try to guess what the picture is. If team 1 guesses correctly in the one minute they gain one point. If they do not, the other team can have three guesses. If they get it right they get one point.
6. Repeat step 3-5 with team 2.
7. Repeat steps 3-6 until all the words are used up. The team with the most points wins.

2. Stayin' Alive - Musical statues (zoom friendly)

The Bible tells us that Jesus is alive, never to die again! To help you think about this, you can play musical statues...with a twist. In musical statues, those who are spotted moving whilst the music has stopped are out. But we are going to introduce the 'Stayin' Alive' character, who can NEVER get out. They get to keep on dancing! This is to remind us that Jesus beat death, never to die again. He is and always will be ALIVE.

Friendship with God

An Overview of the Bible

Perfected Friendships

Craft & Game Ideas

Game Ideas

You will need:

- An open space
- Access to Spotify, YouTube, or CD's
- A speaker

Instructions:

Set Up

1. Find a space to dance in. If doing this over zoom, each person's own space will work.
2. Collect a bunch of fun songs that kids can dance to. Check out the Quiz Worx 'Rise Up and Rock' album on Spotify or iTunes!

Game

3. Choose one person to be the 'Stayin' Alive pal.' Their goal is to keep dancing the whole time, trying to distract those who have to be still without touching them.
4. Put the music on and encourage everyone to dance.
5. Randomly stop the music. Every time the music stops, everyone has to stand as still as they can, except the Stayin' alive pal.
6. The person in charge of the music will try to spot anyone who is moving. Those who are spotted are out. They can help find people who are moving the next time the music stops.
7. Repeat until only the Stayin' Alive pal is alive.
8. To start another round, choose a new Stayin' Alive pal and repeat steps 4-7.

