


# How to Use Quiz Worx Home Delivery



Quiz Worx exists to share Jesus with kids everywhere. Our usual method of doing this is through performing Biblically faithful, creative and fun live puppet shows. However, due to COVID-19, we are unable to do our live shows. Yet we are excited to present the Good News through **Quiz Worx Home Delivery** - *Bringing Clear Bible Teaching to You*.

Each week Quiz Worx releases a new Kids' Talk video which can be used as part of an online church service or family devotion time. Each kids' talk comes with Activity Sheets, Game/Craft ideas, Discussion Questions and 'Digging Deeper' Family Devotions to help you share Jesus with the kids in your church and family. We pray this will be a blessing and encouragement to many kids, families and churches.

## FOR CHURCHES:

Here are some suggestions for making the most of the 'Quiz Worx Home Delivery' material as part of an online church service:

1. Pray
2. Ensure the kids and parents in your church have access to the activity sheets and discussion questions. Feel free to offer these directly from your church website, attach them to an email to church families, print them out and deliver/post them, or encourage them to sign up themselves at [www.quizworx.com/HomeDelivery](http://www.quizworx.com/HomeDelivery)
3. Play the Kids' Talk video towards the start of your service, either by including in your live or pre-recorded service, or by sending families a link to watch on YouTube.
4. During the sermon/teaching time for the adults, parents can encourage kids to work on the activity sheets, and possibly craft (if they can work on this unsupervised).
5. After the sermon parents can lead a short discussion using the discussion questions provided. Then families can play the suggested games together in their household or with other families online (e.g. via Zoom) and get hands-on with the craft activity.
6. During the week, families can use the 'Digging Deeper' Family Devotions together to explore God's Word further at a time that suits them.
7. See more about permissions for churches here:  
<http://www.quizworx.com/qwhd-permissions/>

# How to Use Quiz Worx Home Delivery




## FOR FAMILIES:

Here are some suggestions for making the most of the 'Quiz Worx Home Delivery' material as a family:

1. Print off the Activity sheets, Game/Craft ideas and Discussion Questions & Family Bible Devotions ahead of time.
2. Pray together.
3. Play the Kids' Talk video – you can stream/download it directly from this google drive or watch it on YouTube link that is e-mailed to you each week.
4. **CHOOSE YOUR OWN ADVENTURE:** after watching the kids' talk, feel free to continue with any of the additional elements, in an order that works for you and your family.
5. Kids will enjoy the Activity Sheets which include colouring in, mazes, find-a-words and other fun activities. There is one provided for kids ages 2-4, 4-8 and for kids ages 9-12.
6. Parents can use the provided discussion questions to lead a short discussion any time after watching the kids' talk.
7. Playing games together or with other families online (e.g. via Zoom) and getting hands-on with the craft activity can help to reinforce the message of the talk (and should be a lot of fun too).
8. Families may choose to move right into the 'Digging Deeper' Family Devotions during this time or choose other times later in the week to explore God's Word further together (try and find a regular time that works with your family).
9. See more about permissions for families and individuals here:  
<http://www.quizworx.com/qwhd-permissions/>

# Friendship with God



## An Overview of the Bible

In this 3-part series, Quiz Worx Home Delivery will be taking you on a journey through God's special book, the Bible. The Bible is God's precious word to us which is all about Jesus and the good and wondrous things that he brings.

The Bible is a book that you can spend days, weeks, months, years, your whole life reading, as you discover more and more about Jesus. We are only giving an overview in our 3-part series, but our hope and prayer is that this series will inspire, encourage and equip you and your children to want to read the Bible more and more for yourselves. And our hope is that you will grow in your love and knowledge of our Lord and Saviour, Jesus, as you marvel at his great love which has made a way for people to be friends with God forever.

The three Kids' Talk videos in this series will take us through the whole Bible from Genesis where the friendship between people and God was broken, through the Gospels where the friendship between people and God is restored, through to Revelation and the promise of a perfected friendship between people and God when Jesus returns. Each video will have accompanying discussion questions for you to work through with your children.

We have also provided some further 'Digging Deeper' Family Devotions. These will help you and your family discover more about Jesus and the good and wondrous things he brings.

We have worked hard to make this 3-part overview of the Bible engaging and appealing to both Christians and non-Christians. Therefore, we hope and pray that you can use these Kids' Talk videos to introduce your family and friends to God's Word so they can get to know Jesus for themselves, and discover the good and wondrous things he brings.

# Friendship with God

## An Overview of the Bible

### Restored Friendships

#### Discussion Questions after 'Restored Friendships' Kid's Talk Video

In this week's Kids' Talk video Posie wants to restore her broken friendships. We also learn about how God made a way for people's friendships with him to be restored.....

1. What did Posie do to restore her broken friendships? What did God do to make a way for people's relationship with him to be restored?
2. Think about the people we heard about in Part 2 of God's story. How did meeting Jesus change their lives?
3. God wants all people to be friends with him by trusting Jesus. Who can you tell this Good News to?

#### Pray

Thank Jesus for his sacrifice to bring us back into friendship with God.

Pray that you will be quick to forgive or seek forgiveness and restore your friendships with others if they ever get broken.



# Digging Deeper

## Family Devotions



### **How to use 'Digging Deeper' for the 'Friendship with God (an overview of the Bible)' series.**

To help you through our 'Friendship with God' series, each week we will provide three devotions. We encourage you to read these passages with those in your household at a time that suits, and use the questions to guide you as you talk about and reflect on how followers of Jesus are to live God's way.

We looked at several different Bible translations when creating these questions. Feel free to use any version as you work through them as a family.

### **Memory Verse Challenge**

The Memory Verse for our 'Friendship with God (an overview of the Bible)' series is from Luke 24:46-47. We've created a fun music video to help you learn these words of Jesus! You can find the memory verse video in the 'Friendship with God (an overview of the Bible)' folder on the Google Drive or you can watch it at: <https://youtu.be/V3YJKAuLFs>

### **Devotion 1 – Read Romans 5:1-11**

In this passage, the apostle Paul tells us what it looks like to be friends with God...

1. What does Paul say about what God has done for us in verses 1-5? (read v1-5) What might this look like in your own life?
2. Who did Jesus die for? How does this make you feel?
3. The Bible says that God sent Jesus to make a way for our friendship with him to be restored. What does being 'at peace' with God mean? (v 10-11)

### **Pray**

Thank God for sending Jesus to die for us even when we were his enemies.

Pray that we can continue to celebrate the peace we have with God through the death & resurrection of Jesus.



# Digging Deeper



## Family Devotions

### Devotion 2 – Read Mark 10:46-52

This passage reminds us that all kinds of people can come to Jesus in faith, no matter who they are. Knowing Jesus, trusting Jesus and following Jesus is the only way to have our friendship with God restored.

1. Why did Bart cry out to Jesus?
2. Some people told Bart to be quiet. Why do you think they did that?
3. How did Jesus respond to Bart? What does this tell you about who can come to Jesus in faith?
4. How did Bart respond to Jesus after his sight was healed?

### Pray

Praise God that anyone can come to Jesus in faith, and when they do, their friendship with God is restored.

Ask God to help you to keep following Jesus, just like Bartimaeus did.

### Devotion 3 – Read Luke 19:1-10

In this passage Jesus meets a man who has done lots of bad things. But even people who have done lots of bad things and whom nobody likes can have their friendship with God restored through faith in Jesus .....



1. Why did the crowd grumble when Jesus went to Zacchaeus' house?
2. How did Jesus show that Zacchaeus' friendship with God was restored?
3. Why did Jesus come to earth? (v10) What does this mean for you and for the people in your life?

### Pray

Thank God that no matter who we are or what we have done, we can have our friendship with him restored by trusting Jesus.

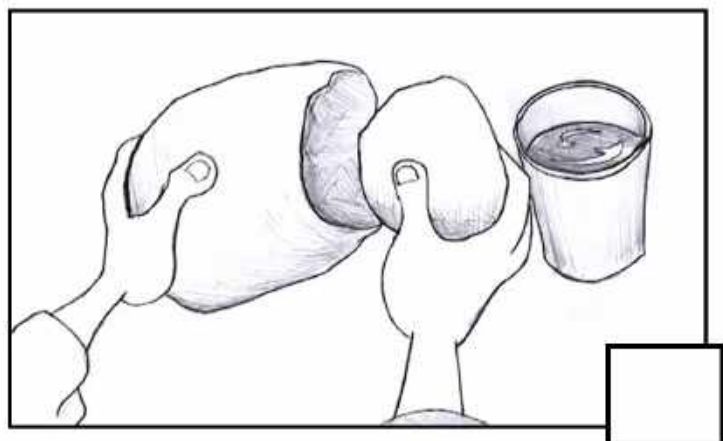


Pray for the 'lost' people in your life; family, friends, neighbours. Think of ways that you can tell them about Jesus who came to 'seek and save the lost.'

Colour in:



**Jesus died so  
people could  
be friends with  
God again**

These pictures are not in the correct order. Put the numbers 1 to 5 in the boxes to show what order they should be in. Then colour them in:





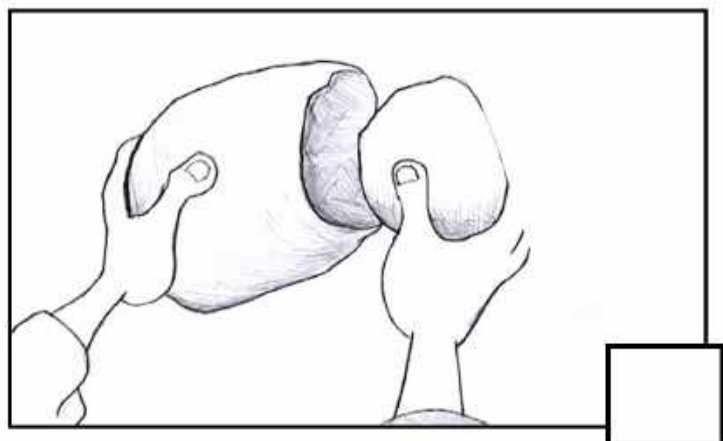


## Find all the words:

S	L	A	B	S	Q	C	I	Q	Z
L	A	B	O	L	U	H	G	E	X
D	Y	I	N	G	I	A	Z	V	L
F	O	L	L	O	W	N	Y	E	E
U	Y	G	J	B	O	G	D	R	Z
S	P	M	K	W	K	E	Q	Y	H
Q	L	S	G	U	P	D	J	O	J
F	I	S	H	E	R	M	A	N	W
M	O	N	E	Y	J	O	K	E	T
V	E	L	X	M	T	W	O	B	W

LOVE  
 EVERYONE  
 FISHERMAN  
 BLIND  
 MONEY

CHANGED  
 FORGIVENESS  
 DYING  
 FOLLOW  
 FRIENDSHIP

These pictures are not in the correct order. Put the numbers 1 to 5 in the boxes to show what order they should be in. Then draw the missing parts:





Use the video to help fill the missing words and complete the crossword:

(14. across) came to show the (1. down) of the wonderful God in (12. across) above.

He offers it to (10. down), no matter who they are or what they've (6. across).

Jesus did amazing things for different people:

Jesus asked a stinky (5. down) named Pete to (5. across) him.

A (2. down) man named Bart, was healed by Jesus.

Jesus showed love even to those who (13. across) money.

Jesus brought (4. down) by (11. down) on a cross.

And so it was our (7. across) were laid upon the one who had done (9. across) wrong.

But now, incredibly it is true, our (9. across) with (3. down) can be renewed!

# Friendship with God

## An Overview of the Bible

### Restored Friendships

### Craft & Game Ideas

#### Craft Ideas

##### 1. Friendship Tree

You will need:

- A4 white paper
- Coloured Paper
- Scissors
- Pencils
- Glue

Instructions:

1. Gather kids together & get them to draw around their hand on the coloured paper. (Note: if doing this at home with only 1 kid, they can make multiples of their own hands).



2. Cut out a trunk shape on brown paper & stick to A4 white paper.





# Friendship with God

## An Overview of the Bible

### Restored Friendship

### Craft & Game Ideas

#### Craft Ideas

3. Cut out hand shapes & get kids to write what God did to restore our friendship with him as well as what they can do when they face broken friendships in their own lives.



4. Stick the hands to the tree trunk to make a tree.



# Friendship with God

## An Overview of the Bible

### Restored Friendships

#### Craft & Game Ideas

##### Craft Ideas

##### 2. Friendship Banner

You will need:


- A4 piece of Paper
- Watercolour paints
- Hole punch
- Paper fasteners (or as an alternative you can use string or just glue)

Instructions:

1. On an A4 piece of paper draw 2 people outlines. (repeat 2 more times)



2. Get kids to colour people in with water paints.



# Friendship with God

## An Overview of the Bible

### Restored Friendship


### Craft & Game Ideas

#### Craft Ideas

3. Draw a cross on another piece of paper.



4. Cut out cross & people.



# Friendship with God

## An Overview of the Bible

### Restored Friendship

### Craft & Game Ideas

#### Craft Ideas

5. Colour in cross & write on cross "Jesus restores our friendship with God"



6. Punch hole in people's hands & sides of cross.



7. Use paper fasteners to connect people together with the cross in between.





# Friendship with God

## An Overview of the Bible



### Restored Friendship

### Craft & Game Ideas

#### Game Ideas

#### 1. Stuck in The Mud (adapted for Broken/ Restored Friendship)

##### You will need:

- You & four friends (minimum)

##### Instructions:

1. Choose one player to be in.
2. The player who is in must run around and tag as many other players as they can.
3. When tagged, a player is in a 'broken friendship with God', they cannot move and must stand with their legs and arms apart.
4. The only way to be freed is for a non-tagged player to crawl through their legs. Player who crawls through says "trust Jesus to be restored." Players are safe while crawling under legs and cannot be tagged.
5. The game ends when all players have had enough!

#### 2. Red light (broken friendship), Green light (restored friendship)

##### You will need:

- At minimum 3 people but better with more.

##### Instructions:

1. Pick someone to be "in" (the person calling Broken or Restored)
2. Everyone else stands at the opposite end of the field or room.
3. The person who is "in" turns around/ away, calls "restored!" & everyone tries to sneak forward
4. The person "in" can turn around at any time and call out "broken!" Everyone else has to freeze. If they are caught moving they must go back to the start
5. When someone reaches the person who is "in" friendship is restored & players change over.